

20-SERIES CAPRI CUDDY

Now, you and your family can explore Bayliner Country in a new level of style and comfort — in one of three 20-Series Capri Cuddys.

It's a family of luxurious sportboats. These boats are deep and wide with a lockable cabin housing a comfortable V-berth and head. There's plenty of lounge seating and the built-in extras you expect from Capri — integral swim platform, built-in ice chest, full standup canvas, AM/FM stereo and much more.

The 2002 Capri Cuddy features the dependable performance of a Force 120 outboard, with standard power trim and tilt. With the 2052 you're powered by a MerCruiser stern drive, and the 2072 boasts the sensational new Force 120 L-Drive.

Fishing, cruising — or just relaxing, you're in great company with the Capri Cuddy.

You Always Get More with Bayliner.

Standard Equipment:

- AM/FM cassette stereo
- Lockable cuddy cabin with V-berth, head, ventilating hatch and portable toilet
- Built-in insulated ice chest
- Full custom canvas: convertible top, side curtains, cockpit cover
- Custom instrumentation in nonglare dash panel
- Safety glass opening windshield
- Built-in 30-gallon fuel tank
- Navigation lights
- Custom-fitted Escort trailer with 2002 and 2072



Enclosed cabin features V-berth and portable toilet.



2002 CAPRI CUDDY

The 2002 features the Force 120 outboard...



2052 CAPRI CUDDY

...and the 2052 comes standard with 130 MerCruiser stern drive.

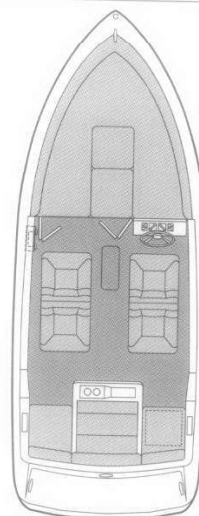


2072 CAPRI CUDDY

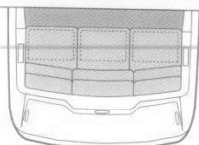
The Force 120 L-drive is featured on the 2072.



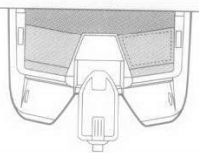
The 20-series Capri Cuddys are ideal for all water sports.



2052 CAPRI STERN DRIVE



2072 CAPRI L-DRIVE



2002 CAPRI OUTBOARD

SPECIFICATIONS

Centerline length
19'10" (6.05m)

Beam 7'4" (2.24m)

Approximate weight with standard engine

2072 1850 lbs (839kg)

2052 2150 lbs (975kg)

2002 1740 lbs (789kg)

Fuel capacity 30 gal (113L)

Draft with drive up

2072 1'9" (.53m)

2052/2002 1'6" (.46m)

Draft with drive down

2'9" (.84m)

Bridge clearance 4'4" (1.32m)

Length (overall) on trailer

2072 22'2" (6.76m)

2052 23'5" (7.14m)

2002 23'7" (7.19m)

Width (overall) on trailer

8'0" (2.44m)

Deadrise at transom 21°

(See page 16 for detailed specifications and equipment listings.)